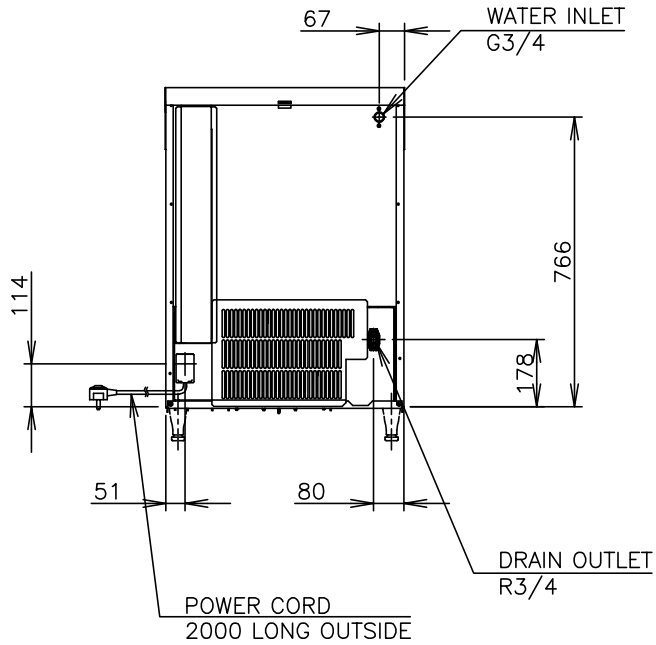
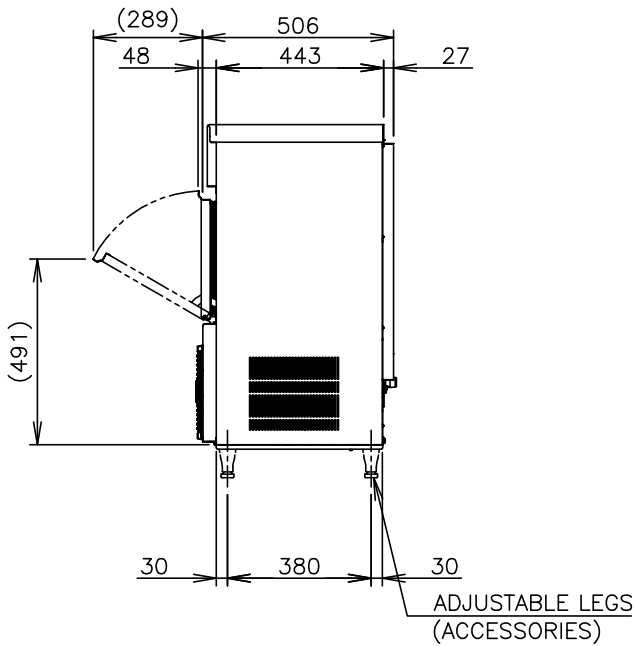
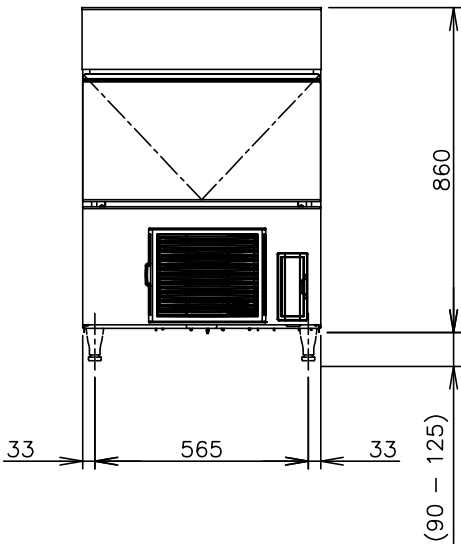
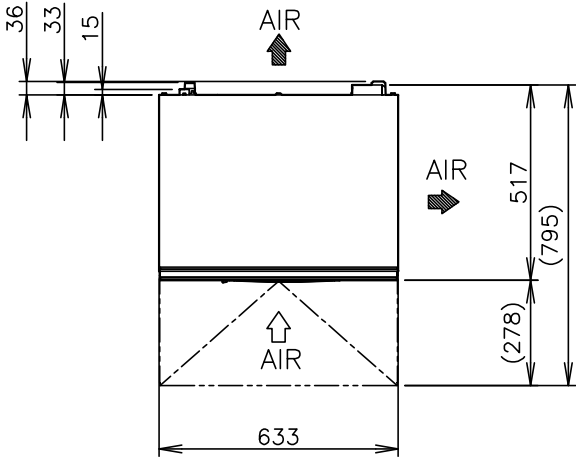


1. Install the product properly in accordance with the instructions on location, water supply/drain connections and electrical connections stated in the instruction and installation manuals provided. Allow 10mm extra space at the installation site to meet any installation requirements (additional spacing is also required for proper air flow and pipe connections).
2. The ice production depends on the ambient and water temperatures. Refer to the instruction manual.
3. Product Code: M113-D212



|                               |   |                  |
|-------------------------------|---|------------------|
| ITEM                          | Hoshizaki Cube Ice Maker  |                  |
| MODEL                         | IM-65PE-U-Q   |                  |
| POWER SUPPLY                  | 1 PHASE 220-240V 50Hz<br>Capacity: Min. 0.75kVA (3.2A)  |                  |
| AMPERAGE                      | Running: 2.1A Rated Motor: 2.1A<br>Starting: 11A  |                  |
| ELECTRIC CONSUMPTION          | Rated Motor: 310W (Power factor: 61%)<br>(7.4kWh/24h, 32.3kWh/100kg)  |                  |
| ICE PRODUCTION PER 24h        | Approx. 33kg (6mm) (AT.10°C, WT.10°C)<br>Approx. 28kg (6mm) (AT.21°C, WT.15°C)<br>Approx. 23kg (6mm) (AT.32°C, WT.21°C)                         |                  |
| WATER CONSUMPTION PER 24h     | Approx. 0.37m <sup>3</sup> (AT.10°C, WT.10°C)<br>Approx. 0.29m <sup>3</sup> (AT.21°C, WT.15°C)<br>Approx. 0.24m <sup>3</sup> (AT.32°C, WT.21°C) |                  |
| SHAPE OF ICE                  | Ball Approx. φ45mm  |                  |
| FREEZE CYCLE TIME             | Approx. 28min (AT.21°C, WT.15°C)  |                  |
| ICE PRODUCTION PER CYCLE      | Approx. 0.66kg/15pcs. (AT.21°C, WT.15°C)  |                  |
| MAX STORAGE CAPACITY          | Approx. 17kg (Bin Control Setting Approx. 9kg)  |                  |
| OUTSIDE DIMENSIONS            | 633mm (W) x 506mm (D) x 860mm (H)   |                  |
| EXTERIOR                      | Stainless Steel, Galvanized Steel (Rear)  |                  |
| INSULATION                    | Polyurethane Foam   |                  |
| INSULATION FOAM BLOWING AGENT | Water Blown   |                  |
| CONNECTIONS – ELECTRIC        | X-Type Con. (with CONT. Plug)   |                  |
| CONNECTIONS – WATER SUPPLY    | Inlet G3/4 (connected at rear side)   |                  |
| CONNECTIONS-DRAIN             | Outlet R3/4 (connected at rear side)  |                  |
| ICE MAKING SYSTEM             | Cell type   |                  |
| HARVESTING SYSTEM             | Hot Gas Defrost   |                  |
| COMPRESSOR                    | Hermetic  |                  |
| CONDENSER                     | Fin and Tube type , Air-cooled  |                  |
| HEAT REJECTION                | 830W (710kcal/h) (AT.32°C, WT.21°C)   |                  |
| EVAPORATOR                    | Tin-plated Copper Tube on Sheet and Cells   |                  |
| REFRIGERANT CONTROL           | Capillary Tube  |                  |
| REFRIGERANT CHARGE            | R290/110g   |                  |
| ICE MAKING CONTROL            | Thermistor, Timer   | Controller Board |
| HARVESTING CONTROL            | Thermistor  |                  |
| BIN CONTROL                   | Microswitch (with Time Delay)   |                  |
| ICE MAKING WATER CONTROL      | Timer, Water Pan's Movement   |                  |
| ELECTRICAL PROTECTION         | Class I Appliance, 5A Fuse  |                  |
| COMPRESSOR PROTECTION         | Overload Protector(Auto-reset)<br>Pressure Switch(Auto-reset)   |                  |
| ICE MAKER PROTECTION          | Interlock by Controller Board   |                  |
| WEIGHT                        | 52kg (Gross 62kg)   |                  |
| PACKAGE                       | Carton 735mm (W) x 570mm (D) x 1012mm (H)   |                  |
| ACCESSORIES                   | Scoop, Leg, Installation Kit  |                  |
| OPERATING CONDITIONS          | Ambient Temp.: 1 – 40°C, Water Supply Temp.: 5-35°C<br>Water Supply Pressure: 0.07-0.8MPa (0.7-8bar)<br>Voltage Range: Rated Voltage±6%         |                  |

\*We reserve the right to make changes in specifications and design without prior notice.